

Kalmar Basic - cv25 vertical single

The CV25 single column models are radiators with vertical columns created with 25mm diameter tubular steel elements.

For heights over 210 cm special reinforcing spacers are applied between the elements.

To identify the radiator model to be ordered, proceed as follows: identify and specify the code (e.g. CV25), the height (e.g. 200), the number of elements (e.g. 18 equal to a width of 63,5 cm), the type of connector (e.g. OC1), the type of support (e.g. ST), and lastly the colour (e.g. white RAL 9010). Therefore, in this example the complete code is: CV25# 200 018 0C1 ST 9010 (see code example on page 5)

Water Content see page 210.

ADDITIONAL COLOUR AND FINISH CHARGE (see new colour chart)

The additional charges are calculated on the base price of RAL 9010 for the coloured versions and on the base price of Glossy Chrome for the plated finishes.

- C0 Category without any additional charge (RAL 9010)
- C1 Category +10%
- C2 Category +15%
- C3 Category +20%
- RAL colours not included in the colour chart +30%
- Colours according to samples request feasibility and cost estimate
- PLATED finishes NOT available

SUPPORTS

The radiators are supplied with standard supports (code ST) that include wall fixing shelves. On request you can order them with bracket supports permanently welded on the radiators, which must be specified when placing the order and have the following code and cost:
 Right side WALL bracket supports (code MD)
 Left side WALL bracket supports (code MS)
 CEILING bracket supports (code SO)
 For radiators the prices of bracket supports include the special OB2 or B2M connectors if required

LIMITS

WALL bracket supports Max. 17 elements (Max. Length 60,0 cm)
 CEILING bracket supports Max. 22 elements (Max. Length 77,5 cm)

PACKING

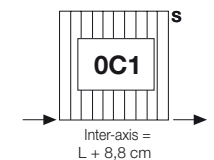
The cardboard packing box is included in the price of sale of the products, and it contains the wall fixing support shelves and the manual vent valve. The support shelves for the Radiators MUST NOT be recessed in the wall but must be installed with expansion screws (these screws are not included in the packing).

CONNECTORS

The CV25 model is always supplied with "OC1" connectors.
 Should different connectors be required, such connectors must be strictly specified in the order.
 In the case of "OB2" connectors, the radiator can be equipped with 2 1/8" chrome-plated plugs on the head of the manifolds.

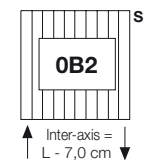
Standard connectors

standard connector always supplied, if not otherwise specified in the order




Custom-made connectors

Connectors available on request WITH additional charge



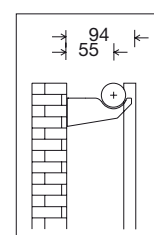
Custom-made connectors

Connectors available on request WITH additional charge



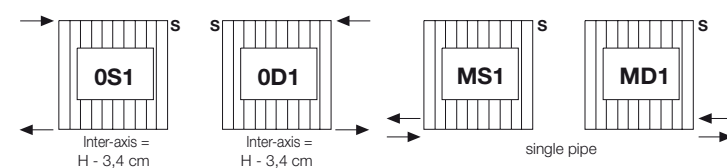
B2M

Specify "d" and "t"



Connectors on request

Connectors available on request WITHOUT any additional charge



→ = Position of connectors S = Air Vent I = Inter-axis between connectors

Kalmar Basic - cv25 vertical single



Watt = Kcal/h ÷ 0,860
 Kcal/h = Watt x 0,860

Price for items with White RAL 9010 finish and standard connectors, VAT and transport costs not included
 Thermal yield ΔT 50°C - Watts per radiator

Height	40		50		60		70		80		100		110		120		150	
N° elements	Width (cm)	Watts ΔT 50°C	Watts ΔT 50°C	Watts ΔT 50°C	Watts ΔT 50°C	Watts ΔT 50°C	Watts ΔT 50°C	Watts ΔT 50°C	Watts ΔT 50°C	Watts ΔT 50°C	Watts ΔT 50°C	Watts ΔT 50°C	Watts ΔT 50°C	Watts ΔT 50°C	Watts ΔT 50°C	Watts ΔT 50°C	Watts ΔT 50°C	Watts ΔT 50°C
5	18,0	102	127	150	173	196	240	262	283	344								
6	21,5	122	152	180	208	235	288	314	339	412								
7	25,0	143	177	210	242	274	336	366	396	481								
8	28,5	163	202	240	277	314	384	418	452	550								
9	32,0	184	228	270	311	353	432	471	509	618								
10	35,5	204	253	300	346	392	480	523	565	687								
11	39,0	224	278	330	381	431	528	575	622	756								
12	42,5	245	304	360	415	470	576	628	678	824								
13	46,0	265	329	390	450	510	624	680	735	893								
14	49,5	286	354	420	484	549	672	732	791	962								
15	53,0	306	380	450	519	588	720	785	848	1031								
16	56,5	326	405	480	554	627	768	837	904	1099								
17	60,0	347	430	510	588	666	816	889	961	1168								
18	63,5	367	455	540	623	706	864	941	1017	1237								
19	67,0	388	481	570	657	745	912	994	1074	1305								
20	70,5	408	506	600	692	784	960	1046	1130	1374								
21	74,0	428	531	630	727	823	1008	1098	1187	1443								
22	77,5	449	557	660	761	862	1056	1151	1243	1511								
23	81,0	469	582	690	796	902	1104	1203	1300	1580								
24	84,5	490	607	720	830	941	1152	1255	1356	1649								
25	88,0	510	633	750	865	980	1200	1308	1413	1718								
26	91,5	530	658	780	900	1019	1248	1360	1469	1786								
27	95,0	551	683	810	934	1058	1296	1412	1526	1855								
28	98,5	571	708	840	969	1098	1344	1464	1582	1924								
29	102,0	592	734	870	1003	1137	1392	1517	1639	1992								
30	105,5	612	759	900	1038	1176	1440	1569	1695	2061								
32	112,5	653	810	960	1107	1254	1536	1674	1808	2198								
34	119,5	694	860	1020	1176	1333	1632	1778	1921	2336								
36	126,5	734	911	1080	1246	1411	1728	1883	2034	2473								
38	133,5	775	961	1140	1315	1490	1824	1987	2147	2611								
40	140,5	816	1012	1200	1384	1568	1920	2092	2260	2748								
46	161,5	938	1164	1380	1592	1803	2208	2406	2599	3160								
50	175,5	1020	1265	1500	1730	1960	2400	2615	2825	3435								
56	196,5	1142	1417	1680	1938	2195	2688	2929	3164	3847								
60	210,5	1224	1518	1800	2076	2352	2880	3138	3390	4122								
66	231,5	1346	1670	1980	2284	2587	3168	3452	3729	4534								
70	245,5	1428	1771	2100	2422	2744	3360	3661	3955	4809								
76	266,5	1550	1923	2280	2630	2979	3648	3975	4294	5221								
78	273,5	1591	1973	2340	2699	3058	3744	4079	4407	5359								

Height	160		180		190		200		210		220		240		250		280	
N° elements	Width (cm)	Watts ΔT 50°C	Watts ΔT 50°C	Watts ΔT 50°C	Watts ΔT 50°C	Watts ΔT 50°C	Watts ΔT 50°C	Watts ΔT 50°C	Watts ΔT 50°C	Watts ΔT 50°C	Watts ΔT 50°C	Watts ΔT 50°C	Watts ΔT 50°C	Watts ΔT 50°C	Watts ΔT 50°C	Watts ΔT 50°C	Watts ΔT 50°C	
5	18,0	363	403	420	441	460	480	521	538	594								
6	21,5	436	483	503	529	552	576	625	646	712								
7	25,0	508	564	587	617	644	672	729	753	831								
8	28,5	581	644	671	705	736	768	833	861	950								
9	32,0	653	725	755	793	828	864	937	968	1068								
10	35,5	726	805	839	881	920	960	1041	1076	1187								
11	39,0	799	886	923	969	1012	1056	1145	1184	1306								
12	42,5	871	966	1007	1057	1104	1152	1249	1291	1424								
13	46,0	944	1047	1091	1145	1196	1248	1353	1399	1543								
14	49,5	1016	1127	1175	1233	1288	1344	1457	1506	1662								
15	53,0	1089	1208	1259	1322	1380	1440	1562	1614	1781								
16	56,5	1162	1288	1342	1410	1472	1536	1666	1722	1899								
17	60,0	1234	1369	1426	1498	1564	1632	1770	1829	2018								
18	63,5	1307	1449	1510	1586	1656	1728	1874	1937	2137								
19	67,0	1379	1530	1594	1674	1748	1824	1978	2044	2255								
20	70,5	1452	1610	1678	1762	1840	1920	2082	2152	2374								
21	74,0	1525	1691	1762	1850	1932	2016	2186	2260	2493								
22	77,5	1597	1771	1846	1938	2024	2112	2290	2367	2611								
23	81,0	1670	1852	1930	2026	2116	2208	2394	2475	2730								
24	84,5	1742	1932	2014	2114	2208	2304	2498	2582	2849								
25	88,0	1815	2013	2098	2203	2300	2400	2603	2690	2968								
26	91,5	1888	2093	2181	2291	2392	2496	2707	2798	3086								
27	95,0	1960	2174	2265	2379	2484	2592	2811	2905	3205								
28	98,5	2033	2254	2349	2467	2576	2688	2915	3013	3324								
29	102,0	2105	2335	2433	2555	2668	2784	3019	3120	3442								
30	105,5	2178	2415	2517	2643	2760	2880	3123	3228	3561								
32	112,5	2323	2576	2685	2819	2944	3072	3331	3443	3798								
34	119,5	2468	2737	2853	2995	3128	3264	3539	3658	4036								
36	126,5	2614	2898	3020	3172	3312	3456	3748	3874	4273								
38	133,5	2759	3059	3188	3348	3496	3648	3956	4089	4511								
40	140,5	2904	3220	3356	3524	3680	3840	4164	4304	4748								
46	161,5	3340	3703	3859	4053	4232	4416	4789	4950	5460								
50	175,5	3630	4025	4195	4405	4600	4800	5205	5380	5935								
56	196,5	4066	4508	4698	4934	5152	5376	5830	6026	6647								
60	210,5	4356	4830	5034	5286	5520	5760	6246	6456	7122								
66	231,5	4792	5313	5537	5815	6072	6336	6871	7102	7834								
70	245,5	5082	5635	5873	6167	6440	6720	7287	7532	8309								
76	266,5	5518	6118	6376	6692	6992	7296	7912	8178	9021								
78	273,5	5663	6279	6544	6872	7176	7488	8120	8393	9259								

SIZES AVAILABLE ON REQUEST: H.90/130/140/170/230/260/270

Kalmar Basic - cv25d vertical double

The CV25D single column models are radiators with vertical columns created with 25mm diameter tubular steel elements.

For heights over 210 cm special reinforcing spacers are applied between the elements.

To identify the radiator model to be ordered, proceed as follows:
identify and specify the code (e.g. CV25D), the height (e.g. 200), the number of elements (e.g. 18 equal to a width of 63,5 cm), the type of connector (e.g. OC1), the type of support (e.g. ST), and lastly the colour (e.g. white RAL 9010).
Therefore, in this example the complete code is:
CV25D# 200 018 0C1 ST 9010

Water Content see page 210.

ADDITIONAL COLOUR AND FINISH CHARGE (see new colour chart)

The additional charges are calculated on the base price of RAL 9010 for the coloured versions and on the base price of Glossy Chrome for the plated finishes.

C0 Category	without any additional charge (RAL 9010)
C1 Category	+10%
C2 Category	+15%
C3 Category	+20%
RAL colours not included in the colour chart	+30%
Colours according to samples	request feasibility and cost estimate
PLATED finishes	NOT available

SUPPORTS

The radiators are supplied with standard supports (code ST) that include wall fixing shelves. On request you can order them with bracket supports permanently welded on the radiators, which must be specified when placing the order and have the following code and cost:

Right side WALL bracket supports	(code MD)
Left side WALL bracket supports	(code MS)
CEILING bracket supports	(code SO)

For radiators the prices of bracket supports include the special OB2 or B2M connectors if required

LIMITS

WALL bracket supports	Max. 11 elements (Max. Length 39,0 cm)
CEILING bracket supports	Max. 17 elements (Max. Length 60,0 cm)

PACKING

The cardboard packing box is included in the price of sale of the products, and it contains the wall fixing support shelves and the manual vent valve. The support shelves for the Radiators MUST NOT be recessed in the wall but must be installed with expansion screws (these screws are not included in the packing).

CONNECTORS

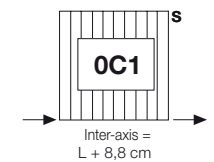
The CV25D model is always supplied with "OC1" connectors.

Should different connectors be required, such connectors must be strictly specified in the order.

In the case of "OB2" connectors, the radiator can be equipped with 2 1/8" chrome-plated plugs on the head of the manifolds.

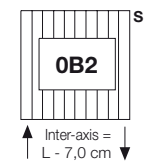
Standard connectors

standard connector always supplied, if not otherwise specified in the order




Custom-made connectors

Connectors available on request WITH additional charge



Custom-made connectors

Connectors available on request WITH additional charge



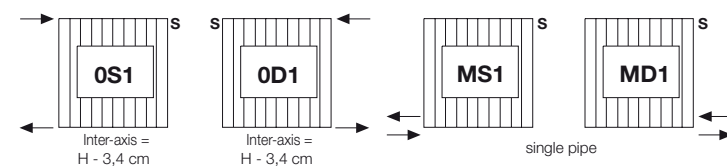
→ = Position of connectors

B2M

Specify "d" and "i"

Connectors on request

Connectors available on request WITHOUT any additional charge



→ = Position of connectors

S = Air Vent

I = Inter-axis between connectors

Kalmar Basic - cv25d vertical double

Price for items with White RAL 9010 finish and standard connectors, VAT and transport costs not included
Thermal yield ΔT 50°C - Watts per radiator

Height		40	50	60	70	80	100	110	120	150
N° elements	Width (cm)	Watts ΔT 50°C	Watts ΔT 50°C	Watts ΔT 50°C	Watts ΔT 50°C	Watts ΔT 50°C	Watts ΔT 50°C	Watts ΔT 50°C	Watts ΔT 50°C	Watts ΔT 50°C
5	18,0	156	186	221	253	285	346	376	406	492
6	21,5	187	223	265	304	341	415	451	487	590
7	25,0	218	260	309	354	398	484	526	568	688
8	28,5	249	298	353	405	455	554	602	649	786
9	32,0	280	335	397	455	512	623	677	730	885
10	35,5	311	372	441	506	569	692	752	811	983
11	39,0	342	409	485	557	626	761	827	892	1081
12	42,5	373	446	529	607	683	830	902	973	1180
13	46,0	404	484	573	658	740	900	978	1054	1278
14	49,5	435	521	617	708	797	969	1053	1135	1376
15	53,0	467	558	662	759	854	1038	1128	1217	1475
16	56,5	498	595	706	810	910	1107	1203	1298	1573
17	60,0	529	632	750	860	967	1176	1278	1379	1671
18	63,5	560	670	794	911	1024	1246	1354	1460	1769
19	67,0	591	707	838	961	1081	1315	1429	1541	1868
20	70,5	622	744	882	1012	1138	1384	1504	1622	1966
21	74,0	653	781	926	1063	1195	1453	1579	1703	2064
22	77,5	684	818	970	1113	1252	1522	1654	1784	2163
23	81,0	715	856	1014	1164	1309	1592	1730	1865	2261
24	84,5	746	893	1058	1214	1366	1661	1805	1946	2359
25	88,0	778	930	1103	1265	1423	1730	1880	2028	2458
26	91,5	809	967	1147	1316	1479	1799	1955	2109	2556
27	95,0	840	1004	1191	1366	1536	1868	2030	2190	2654
28	98,5	871	1042	1235	1417	1593	1938	2106	2271	2752
29	102,0	902	1079	1279	1467	1650	2007	2181	2352	2851
30	105,5	933	1116	1323	1518	1707	2076	2256	2433	2949
32	112,5	995	1190	1411	1619	1821	2214	2406	2595	3146
34	119,5	1057	1265	1499	1720	1935	2353	2557	2757	3342
36	126,5	1120	1339	1588	1822	2048	2491	2707	2920	3539
38	133,5	1182	1414	1676	1923	2162	2630	2858	3082	3735
40	140,5	1244	1488	1764	2024	2276	2768	3008	3244	3932
46	161,5	1431	1711	2029	2328	2617	3183	3459	3731	4522
50	175,5	1555	1860	2205	2530	2845	3460	3760	4055	4915
56	196,5	1742	2083	2470	2834	3186	3875	4211	4542	5505
60	210,5	1866	2232	2646	3036	3414	4152	4512	4866	5898
66	231,5	2053	2455	2911	3340	3755	4567			
70	245,5	2177	2604	3087	3542	3983	4844			
76	266,5	2364	2827	3352	3846	4324	5259			
78	273,5	2426	2902	3440	3947	4438	5398			

Height		160	180	190	200	210	220	240	250	280
N° elements	Width (cm)	Watts ΔT 50°C	Watts ΔT 50°C	Watts ΔT 50°C	Watts ΔT 50°C	Watts ΔT 50°C	Watts ΔT 50°C	Watts ΔT 50°C	Watts ΔT 50°C	Watts ΔT 50°C
5	18,0	520	575	602	629	655	681	732	757	832
6	21,5	623	689	722	754	785	817	878	908	998
7	25,0	727	804	842	880	916	953	1025	1060	1164
8	28,5	831	919	962	1006	1047	1089	1171	1211	1330
9	32,0	935	1034	1083	1131	1178	1225	1318	1363	1497
10	35,5	1039	1149	1203	1257	1309	1361	1464	1514	1663
11	39,0	1143	1264	1323	1383	1440	1497	1610	1665	1829
12	42,5	1247	1379	1444	1508	1571	1633	1757	1817	1996
13	46,0	1351	1494	1564	1634	1702	1769	1903	1968	2162
14	49,5	1455	1609	1684	1760	1833	1905	2050	2120	2328
15	53,0	1559	1724	1805	1886	1964	2042	2196	2271	2495
16	56,5	1662	1838	1925	2011	2094	2178	2342	2422	2661
17	60,0	1766	1953	2045	2137	2225	2314	2489	2574	2827
18	63,5	1870	2068	2165	2263	2356	2450	2635	2725	2993
19	67,0	1974	2183	2286	2388	2487	2586	2782	2877	3160
20	70,5	2078	2298	2406	2514	2618	2722	2928	3028	3326
21	74,0	2182	2413	2526	2640	2749	2858	3074		
22	77,5	2286	2528	2647	2765	2880	2994	3221		
23	81,0	2390	2643	2767	2891	3011	3130	3367		
24	84,5	2494	2758	2887	3017	3142	3266	3514		
25	88,0	2598	2873	3008	3143	3273	3403	3660		
26	91,5	2701	2987	3128	3268	3403	3539	3806		
27	95,0	2805	3102	3248	3394	3534	3675	3953		
28	98,5	2909	3217	3368	3520	3665	3811	4099		
29	102,0	3013	3332	3489	3645	3796	3947	4246		
30	105,5	3117	3447	3609	3771	3927	4083	4392		

SIZES AVAILABLE ON REQUEST: H.90/130/140/170/230/260/270

Kalmar Basic - co25 horizontal single

The CO25 single column models are radiators with horizontal columns created with 25mm diameter tubular steel elements.

For widths over 210 cm special reinforcing spacers are applied between the elements.

To identify the radiator model to be ordered, proceed as follows:
 Identify and specify the code (e.g. CO25), the width (e.g. 200), the number of elements (e.g. 20 equal to a height of 70,5 cm), the connector (e.g. OB1), the support (e.g. ST), and the colour (e.g. white RAL 9010).
 Therefore, in this example the complete code is:
 CO25# 200 020 0B1 ST 9010

Water Content see page 210.

ADDITIONAL COLOUR AND FINISH CHARGE (see new colour chart)

The additional charges are calculated on the base price of RAL 9010 for the coloured versions and on the base price of Glossy Chrome for the plated finishes.

- C0 Category without any additional charge (RAL 9010)
- C1 Category +10%
- C2 Category +15%
- C3 Category +20%
- RAL colours not included in the colour chart +30%
- Colours according to samples request feasibility and cost estimate
- PLATED finishes NOT available

SUPPORTS

The radiators are supplied with standard supports (code ST) that include wall fixing shelves. On request you can order them with bracket supports permanently welded on the radiators, which must be specified when placing the order and have the following code and cost:

- Right side WALL bracket supports (code MD)
- Left side WALL bracket supports (code MS)
- CEILING bracket supports (code SO)

LIMITS

- WALL bracket supports 60,0 cm max. width
- CEILING bracket supports 80,0 cm max. width

PACKING

The cardboard packing box is included in the price of sale of the products, and it contains the wall fixing support shelves and the manual vent valve. The support shelves for the Radiators MUST NOT be recessed in the wall but must be installed with expansion screws (these screws are not included in the packing).

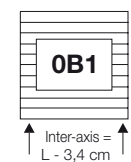
CONNECTORS

The CO25 model is always supplied with "OB1" connectors.

Should different connectors be required, such connections must be strictly specified in the order. IMPORTANT: the connectors of towel warmers and radiators connected to the same system should all be the same, because different connectors could cause operating problems.

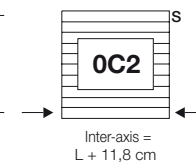
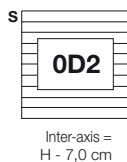
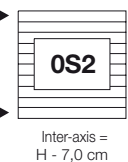
Standard connectors

standard connector always supplied, if not otherwise specified in the order



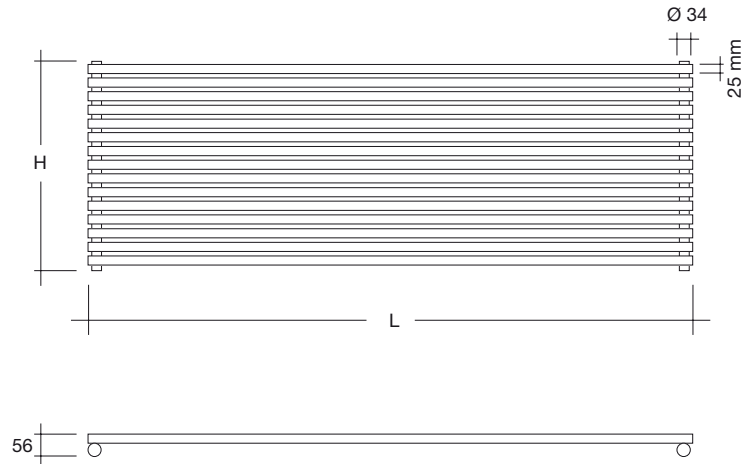
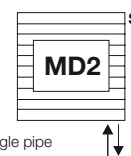
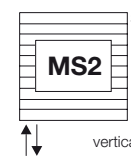
Custom-made connectors

Connectors available on request WITH additional charge



Connectors on request

Connectors available on request WITHOUT any additional charge



Kalmar Basic - co25 horizontal single

Watt = Kcal/h ÷ 0,860
 Kcal/h = Watt x 0,860

Price for items with White RAL 9010 finish and standard connectors, VAT and transport costs not included
 Thermal yield ΔT 50°C - Watts per radiator

Width		40	50	60	70	80	100	110	120	150
N° elements	Height (cm)	Watts ΔT 50°C	Watts ΔT 50°C	Watts ΔT 50°C	Watts ΔT 50°C	Watts ΔT 50°C	Watts ΔT 50°C	Watts ΔT 50°C	Watts ΔT 50°C	Watts ΔT 50°C
5	18,0	104	131	156	182	209	261	287	313	391
6	21,5	126	158	188	221	253	315	348	379	474
7	25,0	148	186	223	259	297	371	409	446	557
8	28,5	170	212	256	298	340	426	467	512	640
9	32,0	192	239	288	337	382	481	525	576	720
10	35,5	213	265	320	374	425	534	584	640	799
11	39,0	235	294	353	412	471	588	647	707	883
12	42,5	257	321	385	449	514	642	706	771	964
13	46,0	278	348	417	487	557	695	765	836	1044
14	49,5	299	375	450	524	600	748	824	900	1124
15	53,0	320	401	480	561	643	801	883	961	1201
16	56,5	341	428	512	598	685	854	942	1026	1281
17	60,0	362	455	544	635	728	907	1001	1090	1362
18	63,5	384	480	576	672	769	960	1056	1154	1442
19	67,0	405	506	608	709	810	1012	1113	1218	1522
20	70,5	426	533	638	746	853	1065	1172	1278	1597
21	74,0	447	558	670	783	894	1118	1228	1342	1676
22	77,5	467	584	702	818	935	1169	1285	1406	1756
23	81,0	487	610	734	854	976	1220	1341	1469	1836
24	84,5	509	636	763	891	1018	1272	1398	1528	1909
25	88,0	529	661	794	926	1059	1323	1455	1589	1985
26	91,5	550	688	826	963	1102	1376	1513	1652	2065
27	95,0	569	712	854	997	1140	1424	1566	1710	2137
28	98,5	590	737	884	1033	1180	1475	1621	1769	2211
29	102,0	611	763	915	1070	1222	1528	1679	1832	2289
30	105,5	632	790	948	1107	1265	1581	1738	1898	2372
32	112,5	672	841	1009	1178	1346	1682	1849	2020	2524
34	119,5	713	891	1069	1249	1427	1783	1961	2139	2673
36	126,5	753	942	1129	1319	1509	1885	2073	2261	2825
38	133,5	793	995	1189	1389	1592	1984	2188	2381	2975
40	140,5	832	1040	1249	1458	1666	2082	2288	2500	3124
46	161,5	950	1190	1425	1664	1906	2377	2619	2852	3564
50	175,5	1026	1286	1541	1798	2059	2568	2829	3084	3853
56	196,5	1138	1423	1707	1993	2278	2846	3130	3417	4270
60	210,5	1214	1519	1822	2127	2432	3037	3342	3647	4557
66	231,5	1329	1665	1993	2328	2666	3325	3663	3990	4985
70	245,5	1404	1758	2107	2460	2815	3514	3868	4218	5271
76	266,5	1515	1898	2272	2653	3039	3790	4175	4548	5682
78	273,5	1551	1939	2326	2716	3104	3880	4265	4656	5818

Width		160	180	190	200	210	220	240	250	280
N° elements	Height (cm)	Watts ΔT 50°C	Watts ΔT 50°C	Watts ΔT 50°C	Watts ΔT 50°C	Watts ΔT 50°C	Watts ΔT 50°C	Watts ΔT 50°C	Watts ΔT 50°C	Watts ΔT 50°C
5	18,0	418	469	496	522	547	574	625	652	730
6	21,5	505	568	600	631	663	694	758	790	884
7	25,0	593	668	705	741	778	816	891	927	1039
8	28,5	682	766	810	851	892	938	1022	1065	1193
9	32,0	770	866	914	962	1008	1058	1154	1201	1347
10	35,5	855	961	1015	1068	1119	1174	1282	1334	1496
11	39,0	941	1059	1117	1176	1233	1294	1412	1470	1646
12	42,5	1027	1156	1221	1283	1346	1413	1542	1605	1798
13	46,0	1113	1252	1321	1390	1458	1530	1668	1737	1947
14	49,5	1198	1346	1420	1497	1567	1645	1794	1868	2093
15	53,0	1282	1441	1521	1604	1678	1762	1921	2001	2243
16	56,5	1367	1537	1622	1711	1790	1878	2048	2133	2391
17	60,0	1452	1633	1722	1818	1902	1995	2177	2266	2539
18	63,5	1537	1729	1823	1918	2014	2111	2305	2398	2688
19	67,0	1621	1822	1923	2021	2122	2228	2429	2530	2834
20	70,5	1706	1916	2024	2128	2231	2344	2554	2662	2980
21	74,0	1791	2010	2125	2231	2340	2460	2679	2795	3126
22	77,5	1872	2104	2221	2334	2450	2572	2804	2921	3272
23	81,0	1953	2195	2317	2437	2557	2683	2926	3048	3415
24	84,5	2038	2289	2417	2540	2666	2800	3051	3180	3561
25	88,0	2119	2381	2514	2642	2773	2911	3174	3307	3705
26	91,5	2204	2475	2614	2749	2882	3027	3299	3439	3851
27	95,0	2281	2562	2706	2845	2984	3134	3415	3560	3986
28	98,5	2362	2651	2802	2944	3087	3245	3533	3686	4124
29	102,0	2447	2746	2903	3050	3198	3362	3661	3818	4272
30	105,5	2532	2844	3003	3157	3312	3478	3791	3951	4424
32	112,5	2694	3026	3196	3359	3524	3701	4033	4204	4708
34	119,5	2856	3207	3388	3561	3735	3924	4275	4457	4989
36	126,5	3018	3389	3580	3765	3947	4146	4518	4710	5272
38	133,5	3177	3569	3768	3974	4156	4364	4757	4957	5549
40	140,5	3335	3748	3956	4157	4365	4582	4996	5204	5826
46	161,5	3807	4275	4516	4757	4979	5230	5698	5940	6650
50	175,5	4113	4623	4879	5138	5384	5650	6162	6418	7184
56	196,5	4559	5123	5408	5685	5966	6262	6828	7113	7963
60	210,5	4864	5468	5770	6070	6368	6683	7288	7591	8497
66	231,5	5325	5981	6317	6653	6965	7315	7972	8309	9302
70	245,5	5627	6323	6675	7025	7364	7731	8428	8781	9830
76	266,5	6069	6817	7200	7583	7939	8338	9087	9471	10602
78	273,5	6213	6980	7370	7747	8129	8536	9304	9695	10853

SIZES AVAILABLE ON REQUEST: L.90/130/140/170/230/260/270

→ = Position of connectors S = Air Vent I = Inter-axis between connectors

Kalmar Basic - co25d horizontal double

The CO25D double column models are radiators with horizontal columns created with 25mm diameter tubular steel elements.

For widths over 210 cm special reinforcing spacers are applied between the elements.

To identify the radiator model to be ordered, proceed as follows:
 Identify and specify the code (e.g. CO25D), the width (e.g. 200), the number of elements (e.g. 20 equal to a height of 70,5 cm), the connector (e.g. OB1), the support (e.g. ST), and the colour (e.g. white RAL 9010).
 Therefore, in this example the complete code is:
 CO25D# 200 020 0B1 ST 9010 (see code example on page 5)

ADDITIONAL COLOUR AND FINISH CHARGE (see new colour chart)

The additional charges are calculated on the base price of RAL 9010 for the coloured versions and on the base price of Glossy Chrome for the plated finishes.

- CO Category without any additional charge (RAL 9010)
- C1 Category +10%
- C2 Category +15%
- C3 Category +20%
- RAL colours not included in the colour chart +30%
- Colours according to samples request feasibility and cost estimate
- PLATED finishes NOT available

SUPPORTS

The radiators are supplied with standard supports (code ST) that include wall fixing shelves. On request you can order them with bracket supports permanently welded on the radiators, which must be specified when placing the order and have the following code and cost:

- Right side WALL bracket supports (code MD)
- Left side WALL bracket supports (code MS)
- CEILING bracket supports (code SO)

LIMITS

- WALL bracket supports NOT available
- CEILING bracket supports 60,0 cm max. width

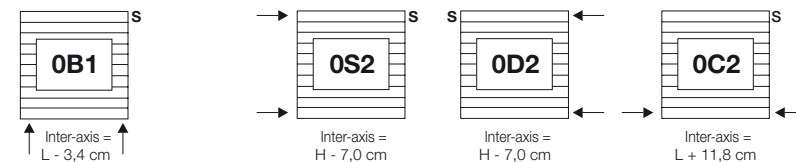
PACKING

The cardboard packing box is included in the price of sale of the products, and it contains the wall fixing support shelves and the manual vent valve. The support shelves for the Radiators MUST NOT be recessed in the wall but must be installed with expansion screws (these screws are not included in the packing).


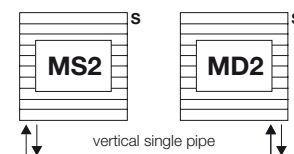
CONNECTORS

The CO25D model is always supplied with "OB1" connectors.
 Should different connectors be required, such connections must be strictly specified in the order. **IMPORTANT:** the connectors of towel warmers and radiators connected to the same system should all be the same, because different connectors could cause operating problems.

Standard connectors
 standard connector always supplied, if not otherwise specified in the order



Connectors on request
 Connectors available on request WITHOUT any additional charge



78

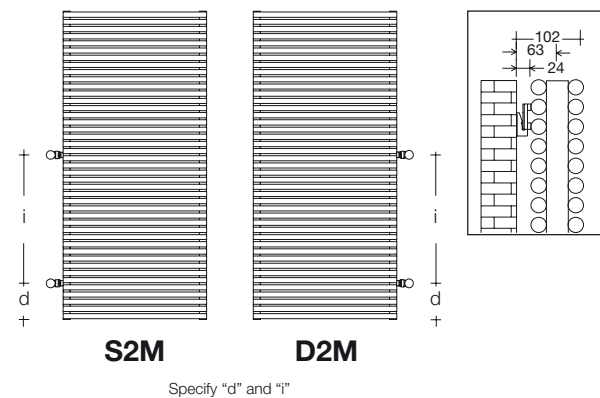
Kalmar Basic - co25d horizontal double

Watt = Kcal/h ÷ 0,860
 Kcal/h = Watt x 0,860

Price for items with White RAL 9010 finish and standard connectors, VAT and transport costs not included
 Thermal yield ΔT 50°C - Watts per radiator

Width		40	50	60	70	80	100	110	120	150
N° elements	Height (cm)	Watts ΔT 50°C	Watts ΔT 50°C	Watts ΔT 50°C	Watts ΔT 50°C	Watts ΔT 50°C	Watts ΔT 50°C	Watts ΔT 50°C	Watts ΔT 50°C	Watts ΔT 50°C
5	18,0	178	222	266	310	355	443	487	532	665
6	21,5	206	258	309	361	412	515	567	617	774
7	25,0	235	292	351	409	469	586	644	702	878
8	28,5	263	328	394	459	527	657	723	787	984
9	32,0	292	364	437	509	584	728	802	873	1092
10	35,5	228	400	480	560	642	802	881	960	1200
11	39,0	256	435	522	609	698	872	957	1044	1306
12	42,5	377	471	565	659	755	944	1036	1129	1411
13	46,0	405	506	607	708	811	1013	1113	1214	1517
14	49,5	432	541	649	756	867	1082	1190	1298	1623
15	53,0	463	578	694	809	926	1158	1271	1386	1733
16	56,5	493	615	739	862	987	1234	1354	1477	1846
17	60,0	522	652	783	912	1046	1306	1435	1565	1956
18	63,5	551	689	827	963	1105	1379	1516	1653	2067
19	67,0	579	725	870	1013	1162	1451	1595	1739	2175
20	70,5	609	761	913	1065	1220	1524	1674	1826	2283
21	74,0	637	797	956	1115	1277	1596	1753	1910	2388
22	77,5	666	832	998	1165	1335	1667	1832	1995	2494
23	81,0	694	866	1040	1213	1390	1736	1907	2080	2600
24	84,5	721	901	1082	1261	1446	1805	1984	2162	2703
25	88,0	749	936	1124	1309	1502	1875	2061	2247	2809
26	91,5	776	970	1164	1358	1556	1944	2136	2328	2910
27	95,0	803	1003	1205	1404	1609	2010	2208	2409	3011
28	98,5	831	1037	1245	1452	1664	2079	2283	2490	3112
29	102,0	856	1071	1285	1497	1717	2144	2356	2569	3211
30	105,5	883	1104	1324	1544	1770	2211	2429	2648	3310
32	112,5	935	1170	1404	1636	1876	2342	2575	2806	
34	119,5	987	1233	1481	1726	1978	2471	2714	2960	
36	126,5	1037	1296	1555	1813	2078	2595	2852	3109	
38	133,5	1086	1358	1630	1900	2177	2720	2988	3258	
40	140,5	1134	1417	1702	1983	2273	2839	3119	3402	
46	161,5	1272	1590	1909	2225	2550	3185	3500	3815	
50	175,5	1358	1698	2037	2376	2723	3401	3737	4073	
56	196,5	1473	1841	2209	2575	2953	3687	4052	4417	
60	210,5	1542	1927	2312	2696	3090	3860	4241	4623	
66	231,5	1637	2046	2457	2863	3282	4099			
70	245,5	1699	2123	2548	2971	3405	4253			
76	266,5	1786	2233	2679	3124	3582	4472			
78	273,5	1815	2268	2723	3174	3638	4544			

Width		160	180	190	200	210	220	240	250	280
N° elements	Height (cm)	Watts ΔT 50°C	Watts ΔT 50°C	Watts ΔT 50°C	Watts ΔT 50°C	Watts ΔT 50°C	Watts ΔT 50°C	Watts ΔT 50°C	Watts ΔT 50°C	Watts ΔT 50°C
5	18,0	709	798	843	887	931	975	1064	1108	1241
6	21,5	823	928	980	1029	1081	1134	1235	1288	1440
7	25,0	937	1055	1113	1171	1228	1289	1406	1462	1639
8	28,5	1051	1182	1248	1315	1376	1445	1575	1640	1839
9	32,0	1165	1312	1383	1459	1527	1602	1748	1818	2038
10	35,5	1282	1442	1523	1603	1678	1764	1921	2001	2244
11	39,0	1394	1569	1655	1742	1826	1917	2091	2176	2439
12	42,5	1510	1696	1793	1886	1974	2076	2260	2356	2641
13	46,0	1620	1823	1924	2026	2122	2228	2429	2529	2835
14	49,5	1731	1950	2055	2166	2270	2380	2599	2701	3028
15	53,0	1852	2083	2199	2314	2424	2547	2775	2891	3241
16	56,5	1974	2218	2343	2465	2582	2714	2956	3080	3453
17	60,0	2088	2351	2479	2612	2736	2871	3132	3259	3653
18	63,5	2206	2483	2619	2759	2890	3034	3309	3443	3859
19	67,0	2320	2613	2754	2903	3042	3191	3482	3621	4059
20	70,5	2438	2743	2894	3047	3193	3353	3655	3805	4265
21	74,0	2552	2870	3030	3190	3341	3510	3824		
22	77,5	2666	2997	3165	3334	3488	3667	3994		
23	81,0	2776	3124	3296	3470	3636	3819	4163		
24	84,5	2887	3249	3428	3610	3781	3970	4329		
25	88,0	2997	3376	3559	3750	3929	4122	4498		
26	91,5	3108	3497	3690	3887	4070	4274	4660		
27	95,0	3214	3619	3817	4019	4212	4421	4822		
28	98,5	3325	3740	3948	4155	4353	4573	4984		
29	102,0	3428	3859	4070	4288	4492	4715	5142		
30	105,5	3535	3978	4197	4421	4630	4862	5300		



→ = Position of connectors **S** = Air Vent **I** = Inter-axis between connectors

SIZES AVAILABLE ON REQUEST: L.90/130/140/170/230/260/270