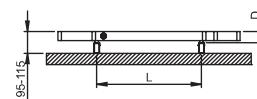
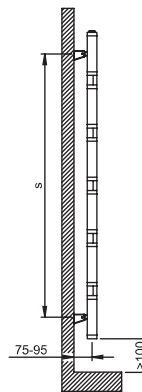
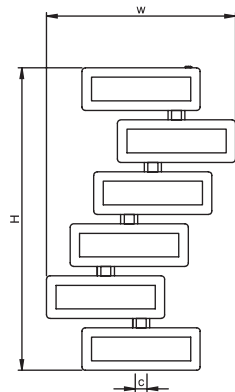
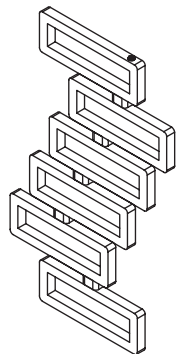




domino



KALMAR
ciepło na miarę

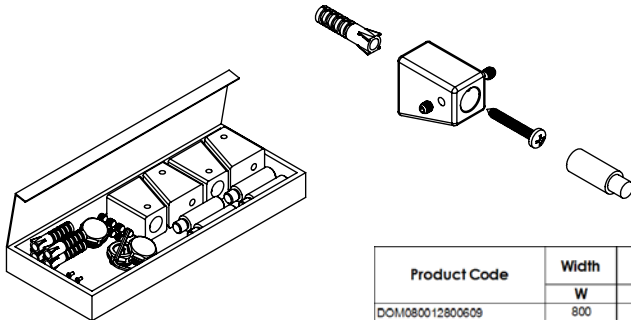
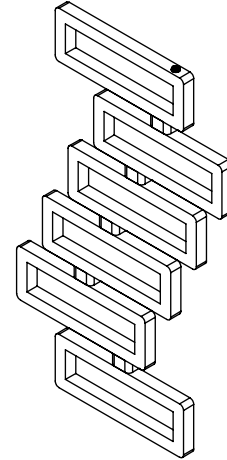
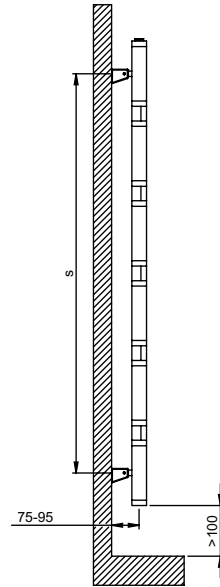
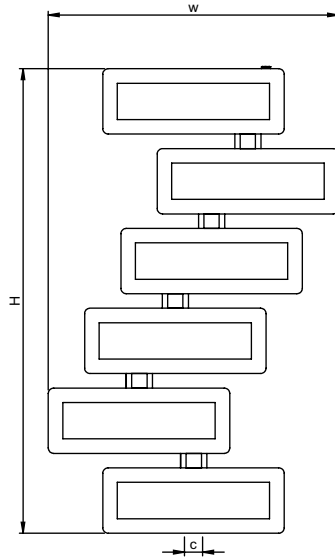
www.kalmar.waw.pl

material	finish	electric version	wall installation	warranty
stainless steel	satın polished	not available	vertical	10 years

max. working pressure: 10 bar
 max. working temperature: 95°C
 all dimensions are in mm.
 connections 1/2"
 middle connection available

Product Code	Width	Height	Depth	Connection Centers	Tube Quantity	Assembly Axis		Weight	Water Capacity	THERMAL POWER		
	W	H	D	C		S	L	kg.	lt.	btu	k/cal	watt
DOM080012800609	800	1280	50	50	6	1100	460	14,2	10,2	1724	434	505

DOMINO



Product Code	Width	Height	Depth	Connection Centers	Tube Quantity	Assembly Axis		Weight	Water Capacity	THERMAL POWER ΔT 50°C		
	W	H	D	C		S	L	kg.	lit.	btu	k/cal	watt
DOM080012800609	800	1280	50	50	6	1100	460	14.2	10.2	1.724	434	505