

Kalmar hola

Watt = Kcal/h ÷ 0,860
Kcal/h = Watt x 0,860

Price for items with White RAL 9010 finish and standard connectors, VAT and transport costs not included

The HOLA radiator is created with 14mm diameter tubular steel vertical elements curving first to the left then to the right (from top to bottom). HOLA is available in only one height (198,5 cm) and with widths ranging from 25 to 97 cm.

This model has two reinforcing spacers between the elements.

To identify the radiator model to be ordered, proceed as follows:

identify and specify the code (e.g. HOLA), the number of elements (e.g. 18 equal to a width of 44,2cm and an overall total of 57,2 cm), the type of connector (e.g. 0C1), the support code (e.g. ST), and lastly the colour (e.g. white RAL 9010).

Therefore, in this example the complete code is:

HOLA# 200 018 0C1 ST 9010

ADDITIONAL COLOUR AND FINISH CHARGE (see new colour chart)

The additional charges are calculated on the base price of RAL 9010 for the coloured versions and on the base price of Glossy Chrome for the plated finishes.

C0 Category without any additional charge (RAL 9010)

C1 Category +10%

C2 Category +15%

C3 Category +20%

RAL colours not included in the colour chart +30%

Colours according to samples request feasibility and cost estimate

PLATED finishes

G0 Category without any additional charge (Glossy Chrome)

G1 Category without any additional charge (Satin-finish Nickel)

G5 Category +50% (14kt Gold)

G6 Category +60% (24kt Gold)

SUPPORTS

The radiators are supplied with standard supports (code ST) that include wall fixing shelves. On request you can order them with bracket supports permanently welded on the radiators, which must be specified when placing the order and have the following code and cost:

Right side WALL bracket supports (code MD)

Left side WALL bracket supports (code MS)

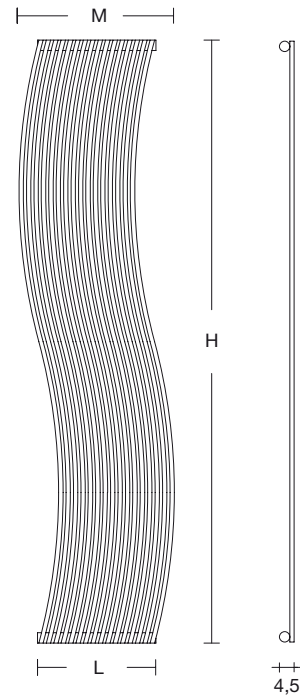
CEILING bracket supports (code SO)

For radiators the prices of bracket supports include the special 0B2 or B2M connectors if required

LIMITS

WALL bracket supports Max. 24 elements (Max. Length 58,6 cm)

CEILING bracket supports Max. 32 elements (Max. Length 77,8 cm)



Model hola*	N° elements	H (cm)	L (cm)	Max.Dimen-sions (M)	Watts ΔT 50°C Coloured version	Watts ΔT 50°C Chrome plated version	Category C0 RAL 9010	Category C1	Category C3	Chrome plated G0
HOLA#010	10	198,5	25,0	38,0	589	542				
HOLA#012	12	198,5	29,8	42,8	707	650				
HOLA#014	14	198,5	34,6	47,6	825	759				
HOLA#016	16	198,5	39,4	52,4	942	867				
HOLA#018	18	198,5	44,2	57,2	1060	975				
HOLA#020	20	198,5	49,0	62,0	1178	1084				
HOLA#022	22	198,5	53,8	66,8	1296	1192				
HOLA#024	24	198,5	58,6	71,6	1414	1301				
HOLA#026	26	198,5	63,4	76,4	1531	1409				
HOLA#028	28	198,5	68,2	81,2	1649	1517				
HOLA#030	30	198,5	73,0	86,0	1767	1626				
HOLA#032	32	198,5	77,8	90,8	1885	-				
HOLA#034	34	198,5	82,6	95,6	2003	-				
HOLA#036	36	198,5	87,4	100,4	2120	-				
HOLA#038	38	198,5	92,2	105,2	2238	-				
HOLA#040	40	198,5	97,0	110,0	2356	-				

*These radiators undergo a manual bending process and the sizes indicated may vary ± 0,5 cm
In the CHROME version the code HOLA becomes HOLAG

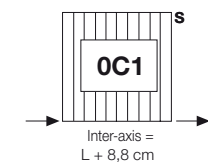
CONNECTORS

The HOLA model is always supplied with "0C1" connectors.

Should different connectors be required, such connectors must be strictly specified in the order.

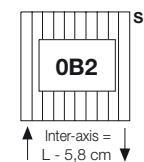
Standard connectors

standard connector always supplied, if not otherwise specified in the order



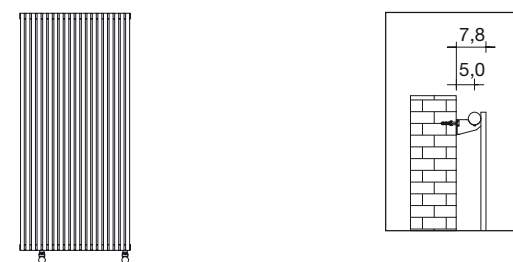
Custom-made connectors

Connectors available on request WITH additional charge



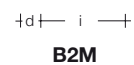
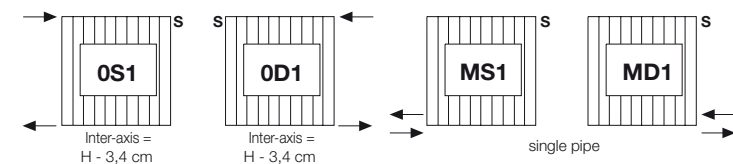
Custom-made connectors

Connectors available on request WITH additional charge



Connectors on request

Connectors available on request WITHOUT any additional charge



Specify "d" and "i"

→ = Position of connectors S = Air Vent I = Inter-axis between connectors