

Kalmar joba vertical version

The JV (Joba Vertical) model is a radiator created with vertical 14mm diam. wavy-design tubular steel elements. On request this radiator can be supplied in HORIZONTAL version.

For heights over 140 cm special reinforcing spacers are applied between the elements.

To identify the radiator model to be ordered, proceed as follows: identify and specify the code (e.g. JV), the height (e.g. 200), the number of elements (e.g. 18 equal to a width of 44.2cm), the type of connector (e.g. OC1), the support code (e.g. ST), and lastly the colour (e.g. white RAL 9010).

Therefore, in this example the complete code is:

JV# 200 018 0C1 ST 9010

ADDITIONAL COLOUR AND FINISH CHARGE (see new colour chart)

The additional charges are calculated on the base price of RAL 9010 for the coloured versions and on the base price of Glossy Chrome for the plated finishes.

C0 Category without any additional charge (RAL 9010)

C1 Category +10%

C2 Category +15%

C3 Category +20%

RAL colours not included in the colour chart +30%

Colours according to samples request feasibility and cost estimate

PLATED FINISHES

G0 Category without any additional charge (Glossy Chrome)

G1 Category without any additional charge (Satin-finish Nickel)

G5 Category +50% (14kt Gold)

G6 Category +60% (24kt Gold)

SUPPORTS

The radiators are supplied with standard supports (code ST) that include wall fixing shelves. On request you can order them with bracket supports permanently welded on the radiators, which must be specified when placing the order and have the following code and cost:

Right side WALL bracket supports (code MD)

Left side WALL bracket supports (code MS)

CEILING bracket supports (code SO)

For radiators the prices of bracket supports include the special OB2 or B2M connectors if required

LIMITS

WALL bracket supports Max. 24 elements (Max. Length 58,6 cm)

CEILING bracket supports Max. 32 elements (Max. Length 77,8 cm)

PACKING

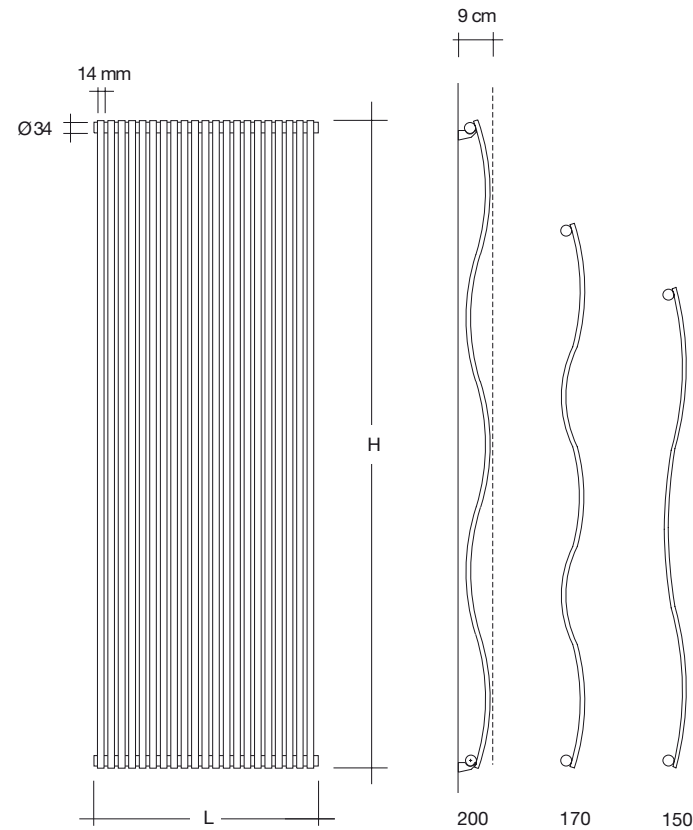
The cardboard packing box is included in the price of sale of the products, and it contains the wall fixing support shelves and the manual vent valve. The support shelves for the Radiators MUST NOT be recessed in the wall but must be installed with expansion screws (these screws are not included in the packing).

CONNECTORS

The JV model is always supplied with "OC1" connectors (see below – connectors diagram).

Should different connectors be required, such connectors must be strictly specified in the order.

In the case of "OB2" connectors, the radiator can be equipped with 2 1/8" chrome-plated plugs on the head of the manifolds.



Kalmar joba vertical version

Price for items with White RAL 9010 finish and standard connectors, VAT and transport costs not included

JOBA 200*

Code	N° elements	H (cm)	L (cm)	Watts ΔT 50°C Coloured version	Watts ΔT 50°C Chrome plated version	Category C0 RAL 9010	Category C1	Category C3	Chrome plated G0	Water Content (l)
JV#200010	10	198,5	25,0	589	542					2,262
JV#200012	12	198,5	29,8	707	650					2,714
JV#200014	14	198,5	34,6	825	759					3,167
JV#200016	16	198,5	39,4	942	867					3,619
JV#200018	18	198,5	44,2	1060	975					4,071
JV#200020	20	198,5	49,0	1178	1084					4,524
JV#200022	22	198,5	53,8	1296	1192					4,976
JV#200024	24	198,5	58,6	1414	1301					5,428
JV#200026	26	198,5	63,4	1531	1409					5,881
JV#200028	28	198,5	68,2	1649	1517					6,333
JV#200030	30	198,5	73,0	1767	1626					6,785
JV#200032	32	198,5	77,8	1885	-					7,238
JV#200034	34	198,5	82,6	2003	-					7,690
JV#200036	36	198,5	87,4	2120	-					8,142
JV#200038	38	198,5	92,2	2238	-					8,595
JV#200040	40	198,5	97,0	2356	-					9,047

*These radiators undergo a manual bending process and the sizes indicated may vary ± 0,5 cm
In the CHROME version the code JV becomes JVG

JOBA 170*

Code	N° elements	H (cm)	L (cm)	Watts ΔT 50°C Coloured version	Watts ΔT 50°C Chrome plated version	Category C0 RAL 9010	Category C1	Category C3	Chrome plated G0	Water Content (l)
JV#170010	10	168,6	25,0	506	466					1,980
JV#170012	12	168,6	29,8	607	559					2,376
JV#170014	14	168,6	34,6	708	652					2,772
JV#170016	16	168,6	39,4	810	745					3,168
JV#170018	18	168,6	44,2	911	838					3,564
JV#170020	20	168,6	49,0	1012	931					3,960
JV#170022	22	168,6	53,8	1113	1024					4,356
JV#170024	24	168,6	58,6	1214	1117					4,752
JV#170026	26	168,6	63,4	1316	1210					5,148
JV#170028	28	168,6	68,2	1417	1303					5,544
JV#170030	30	168,6	73,0	1518	1397					5,940
JV#170032	32	168,6	77,8	1619	-					6,336
JV#170034	34	168,6	82,6	1720	-					6,732
JV#170036	36	168,6	87,4	1822	-					7,128
JV#170038	38	168,6	92,2	1923	-					7,524
JV#170040	40	168,6	97,0	2024	-					7,920

*These radiators undergo a manual bending process and the sizes indicated may vary ± 0,5 cm
In the CHROME version the code JV becomes JVG

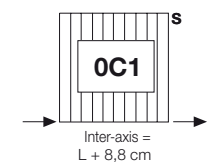
JOBA 150*

Code	N° elements	H (cm)	L (cm)	Watts ΔT 50°C Coloured version	Watts ΔT 50°C Chrome plated version	Category C0 RAL 9010	Category C1	Category C3	Chrome plated G0	Water Content (l)
JV#150010	10	148,8	25,0	450	414					1,790
JV#150012	12	148,8	29,8	540	497					2,148
JV#150014	14	148,8	34,6	630	580					2,506
JV#150016	16	148,8	39,4	720	662					2,864
JV#150018	18	148,8	44,2	810	745					3,222
JV#150020	20	148,8	49,0	900	828					3,580
JV#150022	22	148,8	53,8	990	911					3,938
JV#150024	24	148,8	58,6	1080	994					4,296
JV#150026	26	148,8	63,4	1170	1076					4,654
JV#150028	28	148,8	68,2	1260	1159					5,012
JV#150030	30	148,8	73,0	1350	1242					5,370
JV#150032	32	148,8	77,8	1440	-					5,728
JV#150034	34	148,8	82,6	1530	-					6,086
JV#150036	36	148,8	87,4	1620	-					6,444
JV#150038	38	148,8	92,2	1710	-					6,802
JV#150040	40	148,8	97,0	1800	-					7,160

*These radiators undergo a manual bending process and the sizes indicated may vary ± 0,5 cm
In the CHROME version the code JV becomes JVG

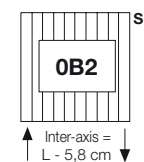
Standard connectors

standard connector always supplied, if not otherwise specified in the order




Custom-made connectors

Connectors available on request WITH additional charge



Custom-made connectors

Connectors available on request WITH additional charge



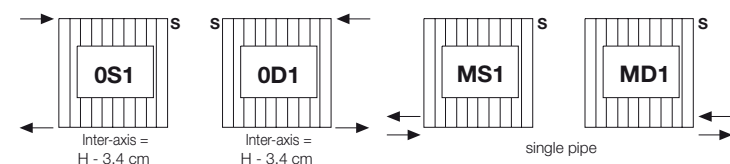
Specify "d" and "i"

B2M

Specify "d" and "i"

Connectors on request

Connectors available on request WITHOUT any additional charge



→ = Position of connectors

S = Air Vent

I = Inter-axis between connectors

Kalmar joba horizontal version

The JO (Joba Horizontal) model is a radiator created with horizontal 14mm diam. wavy-design tubular steel elements

For heights over 140 cm special reinforcing spacers are applied between the elements.

To identify the radiator model to be ordered, proceed as follows:

identify and specify the code (e.g. JV), the height (e.g. 200), the number of elements (e.g. 18 equal to a width of 44.2cm), the type of connector (e.g. 0C1), the support code (e.g. ST), and lastly the colour (e.g. white RAL 9010).

Therefore, in this example the complete code is:

JO# 200 018 0C1 ST 9010

ADDITIONAL COLOUR AND FINISH CHARGE (see new colour chart)

The additional charges are calculated on the base price of RAL 9010 for the coloured versions and on the base price of Glossy Chrome for the plated finishes.

C0 Category without any additional charge (RAL 9010)

C1 Category +10%

C2 Category +15%

C3 Category +20%

RAL colours not included in the colour chart +30%

Colours according to samples request feasibility and cost estimate

PLATED finishes

G0 Category without any additional charge (Glossy Chrome)

G1 Category without any additional charge (Satin-finish Nickel)

G5 Category +50% (14kt Gold)

G6 Category +60% (24kt Gold)

SUPPORTS

The radiators are supplied with standard supports (code ST) that include wall fixing shelves. On request you can order them with bracket supports permanently welded on the radiators, which must be specified when placing the order and have the following code and cost:

Right side WALL bracket supports (code MD)

Left side WALL bracket supports (code MS)

CEILING bracket supports (code SO)

For radiators the prices of bracket supports include the special 0B2 or B2M connectors if required

LIMITS

WALL bracket supports Max. 24 elements (Max. Length 58,6 cm)

CEILING bracket supports Max. 32 elements (Max. Length 77,8 cm)

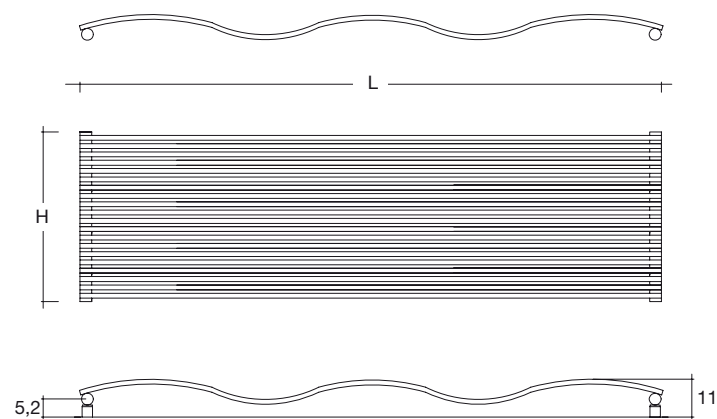
PACKING

The cardboard packing box is included in the price of sale of the products, and it contains the wall fixing support shelves and the manual vent valve. The support shelves for the Radiators MUST NOT be recessed in the wall but must be installed with expansion screws (these screws are not included in the packing).

CONNECTORS

The JO horizontal model is always supplied with "0B1" connectors

Should different connectors be required, such connections must be strictly specified in the order. IMPORTANT: the connectors of towel warmers and radiators connected to the same system should all be the same, because different connectors could cause operating problems.



Kalmar joba horizontal version

Price for items with White RAL 9010 finish and standard connectors, VAT and transport costs not included

JOBA 200*

Code	N° elements	H (cm)	L (cm)	Watts ΔT 50°C Coloured version	Watts ΔT 50°C Chrome plated version	Category C0 RAL 9010	Category C1	Category C3	Chrome plated G0	Water Content (l)
JO#200010	10	25,0	198,5	651	602					2,262
JO#200012	12	29,8	198,5	794	730					2,714
JO#200014	14	34,6	198,5	939	864					3,167
JO#200016	16	39,4	198,5	1086	997					3,619
JO#200018	18	44,2	198,5	1222	1129					4,071
JO#200020	20	49,0	198,5	1370	1258					4,524
JO#200022	22	53,8	198,5	1507	1388					4,976
JO#200024	24	58,6	198,5	1644	1514					5,428
JO#200026	26	63,4	198,5	1781	1638					5,881
JO#200028	28	68,2	198,5	1822	1763					6,333
JO#200030	30	73,0	198,5	2048	1978					6,785
JO#200032	32	77,8	198,5	2185	-					7,238
JO#200034	34	82,6	198,5	2306	-					7,690
JO#200036	36	87,4	198,5	2442	-					8,142
JO#200038	38	92,2	198,5	2563	-					8,595
JO#200040	40	97,0	198,5	2698	-					9,047

*These radiators undergo a manual bending process and the sizes indicated may vary ± 0,5 cm
In the CHROME version the code JO becomes JOG

JOBA 170*

Code	N° elements	H (cm)	L (cm)	Watts ΔT 50°C Coloured version	Watts ΔT 50°C Chrome plated version	Category C0 RAL 9010	Category C1	Category C3	Chrome plated G0	Water Content (l)
JO#170010	10	25,0	168,6	540	512					1,980
JO#170012	12	29,8	168,6	675	621					2,376
JO#170014	14	34,6	168,6	797	734					2,772
JO#170016	16	39,4	168,6	922	847					3,168
JO#170018	18	44,2	168,6	1038	959					3,564
JO#170020	20	49,0	168,6	1163	1070					3,960
JO#170022	22	53,8	168,6	1279	1180					4,356
JO#170024	24	58,6	168,6	1396	1287					4,752
JO#170026	26	63,4	168,6	1512	1393					5,148
JO#170028	28	68,2	168,6	1547	1499					5,544
JO#170030	30	73,0	168,6	1739	1695					5,940
JO#170032	32	77,8	168,6	1855	-					6,336
JO#170034	34	82,6	168,6	1958	-					6,732
JO#170036	36	87,4	168,6	2073	-					7,128
JO#170038	38	92,2	168,6	2176	-					7,524
JO#170040	40	97,0	168,6	2291	-					7,920

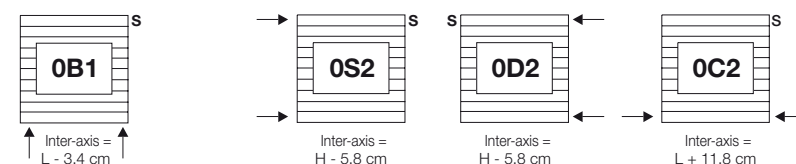
*These radiators undergo a manual bending process and the sizes indicated may vary ± 0,5 cm
In the CHROME version the code JO becomes JOG

Standard connectors

standard connector always supplied, if not otherwise specified in the order

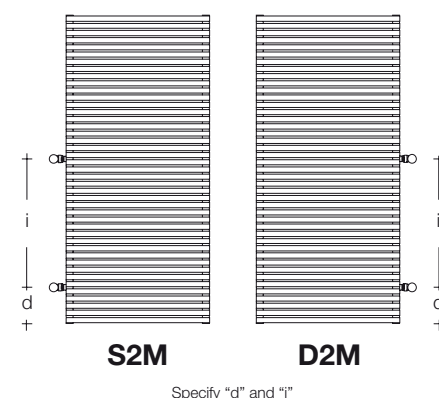
Custom-made connectors

Connectors available on request WITH additional charge



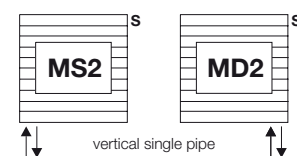
Custom-made connectors

Connectors available on request WITH additional charge



Connectors on request

Connectors available on request WITHOUT any additional charge



→ = Position of connectors S = Air Vent I = Inter-axis between connectors

JOBA 150*

Code	N° elements	H (cm)	L (cm)	Watts ΔT 50°C Coloured version	Watts ΔT 50°C Chrome plated version	Category C0 RAL 9010	Category C1	Category C3	Chrome plated G0	Water Content (l)
JO#150010	10	25,0	148,8	475	452					1,790
JO#150012	12	29,8	148,8	595	547					2,148
JO#150014	14	34,6	148,8	704	647					2,506
JO#150016	16	39,4	148,8	804	748					2,864
JO#150018	18	44,2	148,8	920	846					3,222
JO#150020	20	49,0	148,8	1022	943					3,580
JO#150022	22	53,8	148,8	1124	1041					3,938
JO#150024	24	58,6	148,8	1226	1136					4,296
JO#150026	26	63,4	148,8	1329	1229					4,654
JO#150028	28	68,2	148,8	1431	1322					5,012
JO#150030	30	73,0	148,8	1538	1507					5,370
JO#150032	32	77,8	148,8	1641	-					5,728
JO#150034	34	82,6	148,8	1743	-					6,086
JO#150036	36	87,4	148,8	1846	-					6,444
JO#150038	38	92,2	148,8	1925	-					6,802
JO#150040	40	97,0	148,8	2021	-					7,160

*These radiators undergo a manual bending process and the sizes indicated may vary ± 0,5 cm
In the CHROME version the code JO becomes JOG