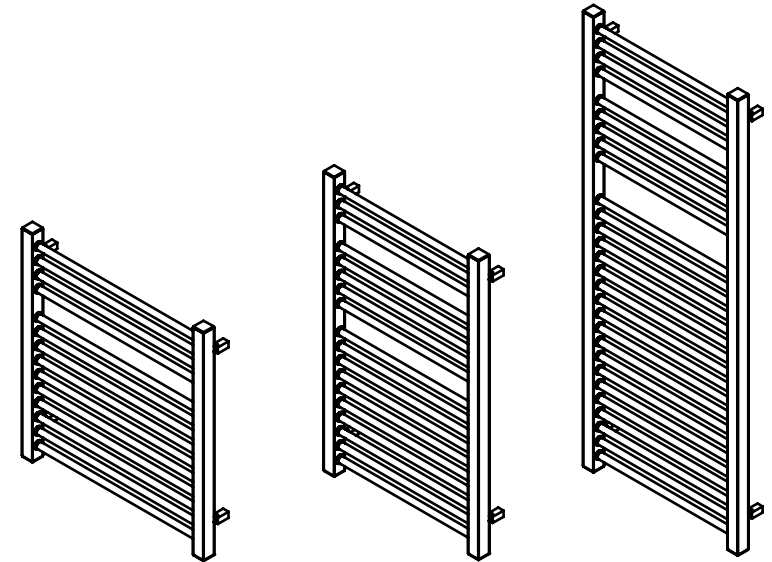
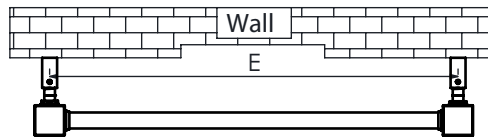
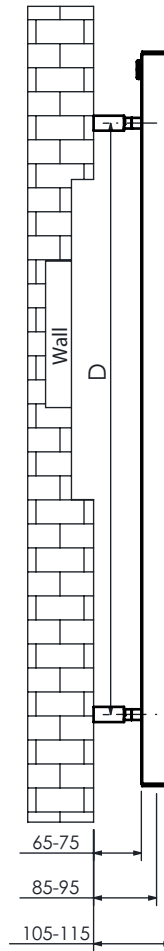
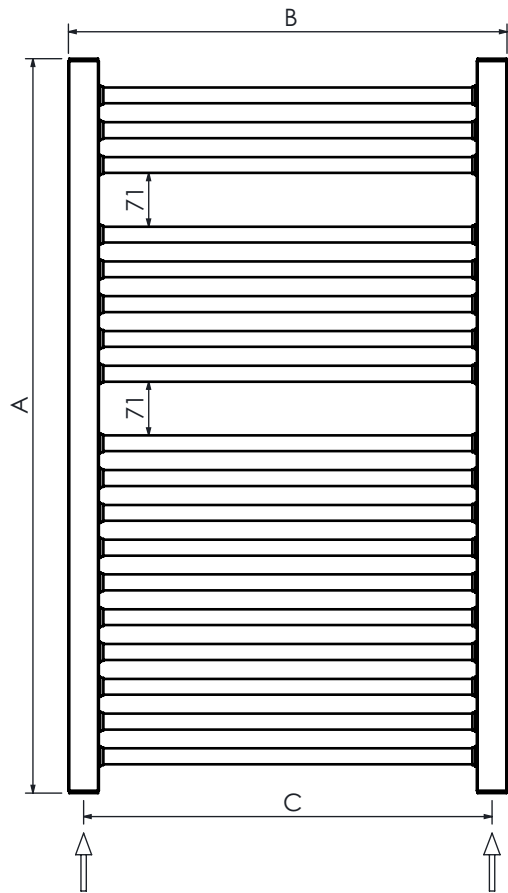


Fitting Instruction-Penny

Code: 01.09.001-00.01

MODEL NAME	A	B	C	D	E	HEAT OUTPUTS (BTU)	HEAT OUTPUTS (WATT)
	HEIGHT mm	LENGTH mm	PIPE CENTER mm	VERTICAL BRACKET CENTERS mm	HORIZONTAL BRACKET CENTERS mm	Delta T:50 °C	Delta T:50 °C
Penny 75-50	750	580	540	552	540	1592	466
Penny 75-60	750	680	640	552	640	1718	503
Penny 100-50	1000	580	540	782	540	2036	596
Penny 100-60	1000	680	640	782	640	2145	628
Penny 150-50	1500	580	540	1288	540	3299	966
Penny 150-60	1500	680	640	1288	640	3392	993



Bracket Assembly

