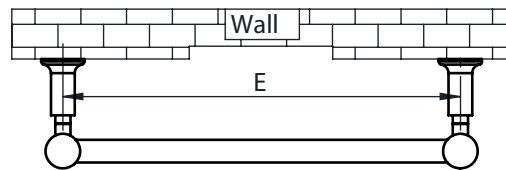
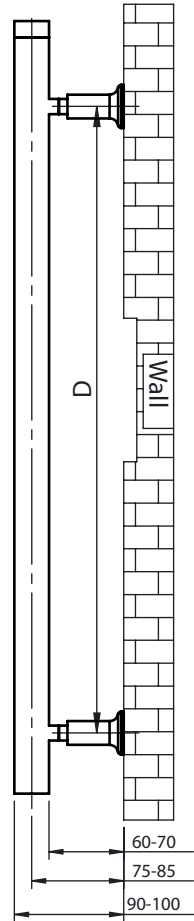
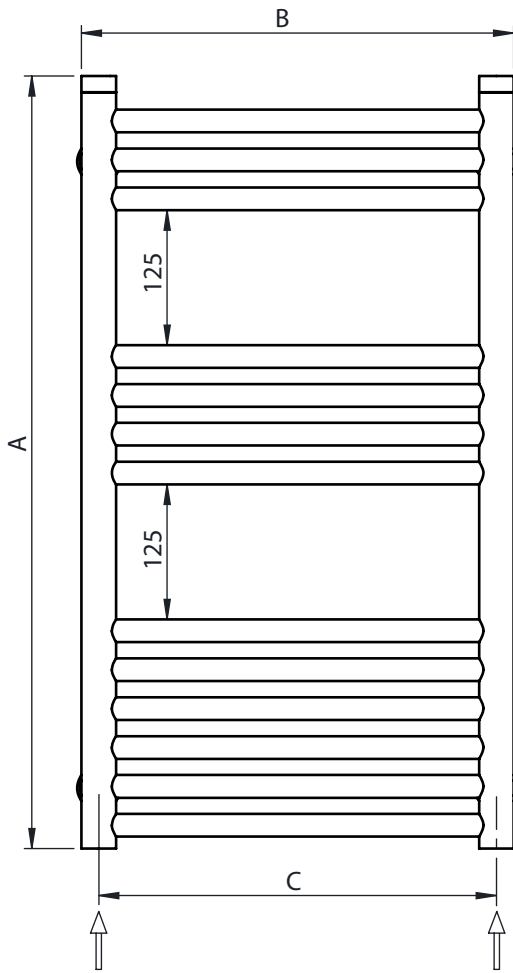
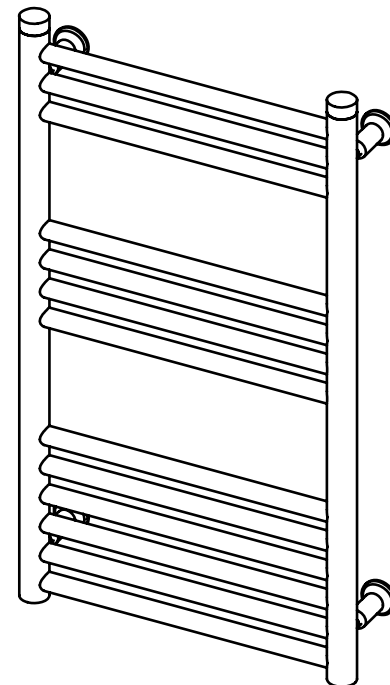


# Fitting Instruction-Pola

Code:ym.08.12.01



MODEL NAME	A HEIGHT mm	B LENGTH mm	C PIPE CENTER mm	D VERTICAL BRACKET CENTERS mm	E HORIZONTAL BRACKET CENTERS mm	HEAT OUTPUTS	
						Delta T:50 °C (BTU)	Delta T:50 °C (WATT)
Pola 407-2	718	400	368	580	368	1001	293
Pola 410-3	1044	400	368	906	368	1462	428
Pola 415-5	1550	400	368	1412	368	1926	564
Pola 57-2	718	500	468	580	468	1250	366
Pola 510-3	1044	500	468	906	468	1827	535
Pola 515-4	1550	500	468	1412	468	2408	705



Bracket Assembly

