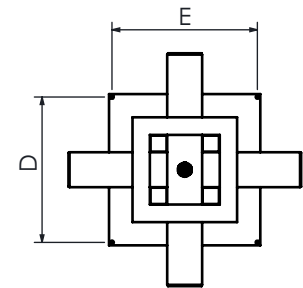

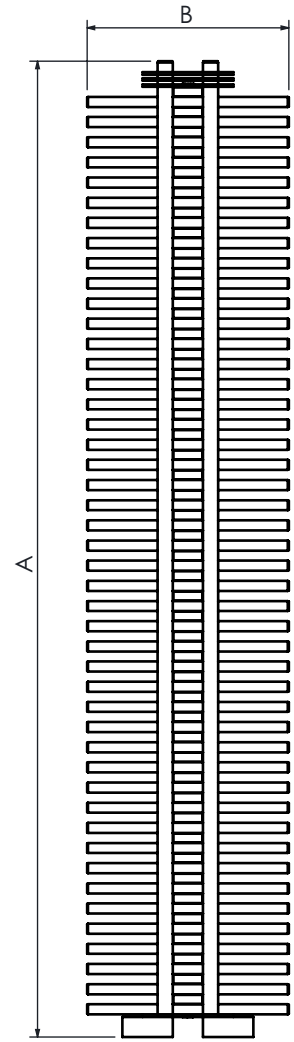
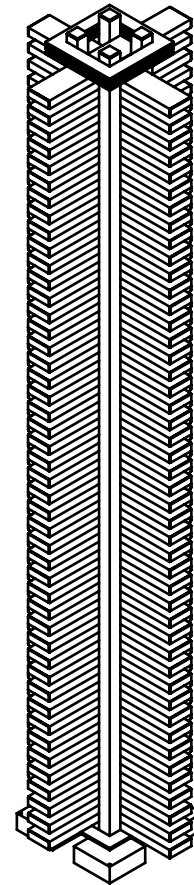


Fitting Instruction-Prism

Code: 01.44.001-00.01



MODEL NAME	A HEIGHT mm	B LENGTH mm	C PIPE CENTER mm	D VERTICAL BRACKET CENTERS mm	E HORIZONTAL BRACKET CENTERS mm	HEAT OUTPUTS (BTU) Delta T:50 °C	HEAT OUTPUTS (WATT) Delta T:50 °C
Prism 134	1320	300	300	350	350	7180	2102
Prism 193	1900	400	200	250	250	9980	2922



Bracket Assembly

