
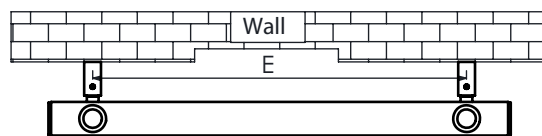
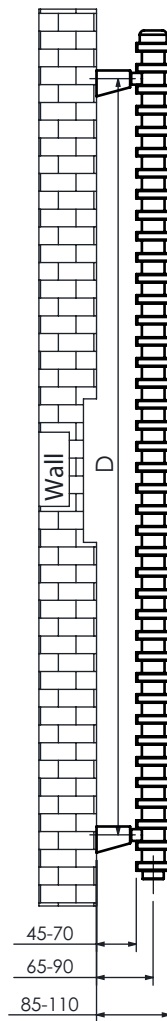



Fitting Instruction-Prospect

Code: 01.25.001-00.01



MODEL NAME	A	B	C	D	E	HEAT OUTPUTS (BTU)	HEAT OUTPUTS (WATT)
	HEIGHT mm	LENGTH mm	PIPE CENTER mm	VERTICAL BRACKET CENTERS mm	HORIZONTAL BRACKET CENTERS mm	Delta T:50 °C	Delta T:50 °C
Prospect 515-60	1510	550	445	1400	445	9118	2670
Prospect 510-40	1010	550	445	900	445	6079	1780
Prospect 505-20	510	550	445	400	445	3039	890

Bracket Assembly

