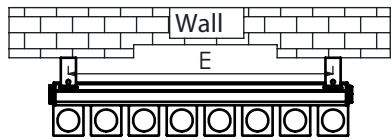

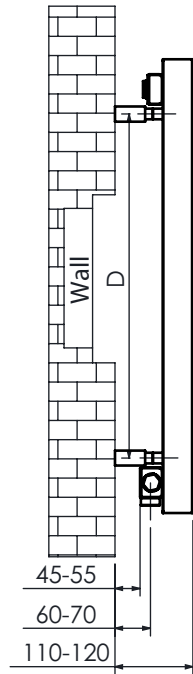
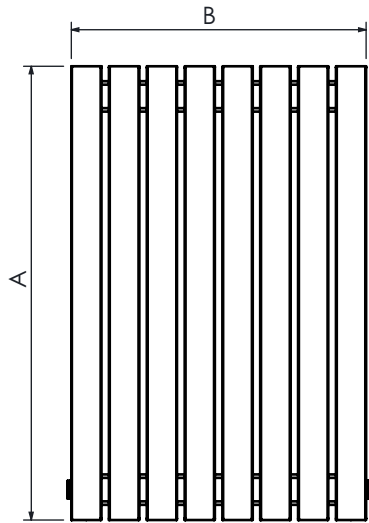


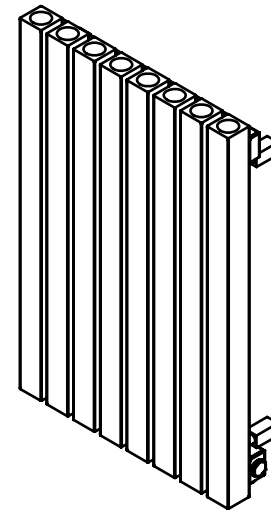
Fitting Instruction-Proton E

Code: 01.10.001-00.01

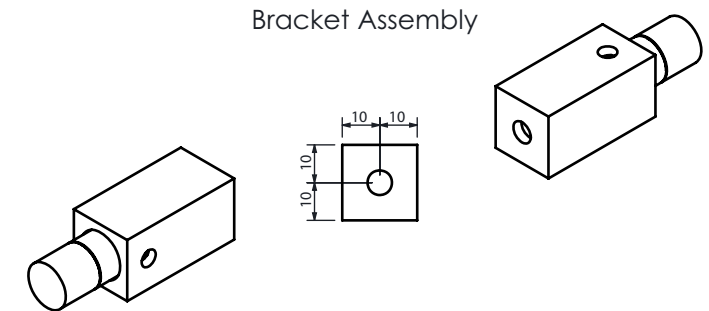


45-55
60-70
110-120

| MODEL NAME | A | B | C | D | E | HEAT OUTPUTS (BTU) | HEAT OUTPUTS (WATT) |
|-----------------|-----------|-----------|----------------|-----------------------------|-------------------------------|--------------------|---------------------|
| | HEIGHT mm | LENGTH mm | PIPE CENTER mm | VERTICAL BRACKET CENTERS mm | HORIZONTAL BRACKET CENTERS mm | Delta T:50 °C | Delta T:50 °C |
| Proton E8-6060 | 600 | 390 | 350 | 455 | 350 | 2582 | 756 |
| Proton E10-6060 | 600 | 490 | 450 | 455 | 450 | 3245 | 950 |
| Proton E12-6060 | 600 | 590 | 550 | 455 | 550 | 3894 | 1140 |
| Proton E14-6060 | 600 | 690 | 650 | 455 | 650 | 4543 | 1330 |
| Proton E16-6060 | 600 | 790 | 750 | 455 | 750 | 5192 | 1520 |
| Proton E20-6060 | 600 | 990 | 950 | 455 | 950 | 6490 | 1900 |


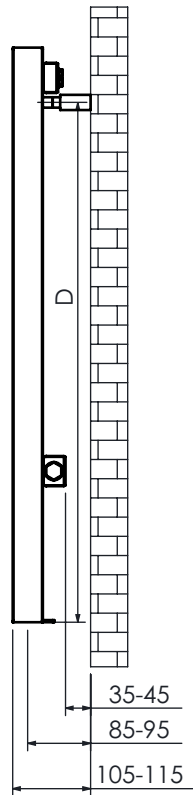
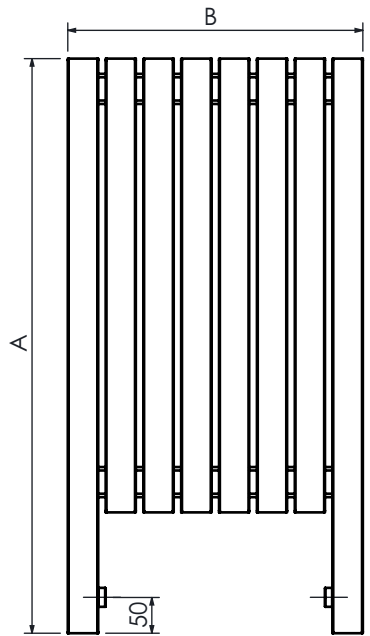


Bracket Assembly

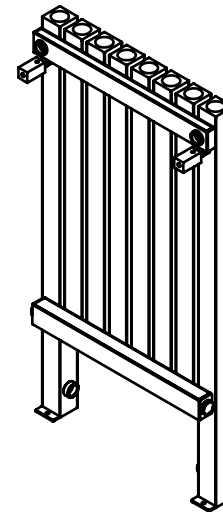
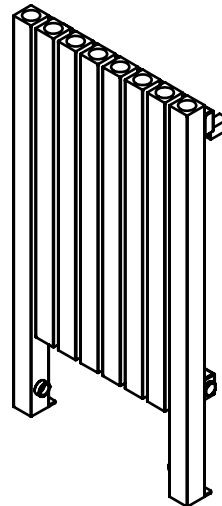
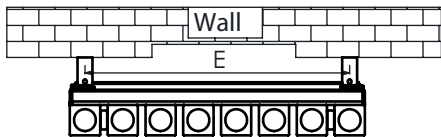


Fitting Instruction-Proton L

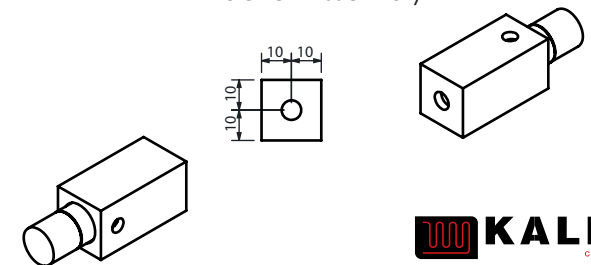
Code: 01.11.001-00.01

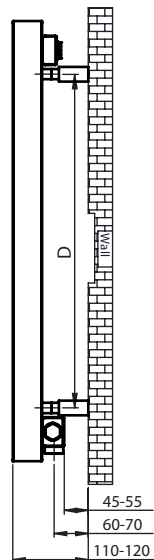
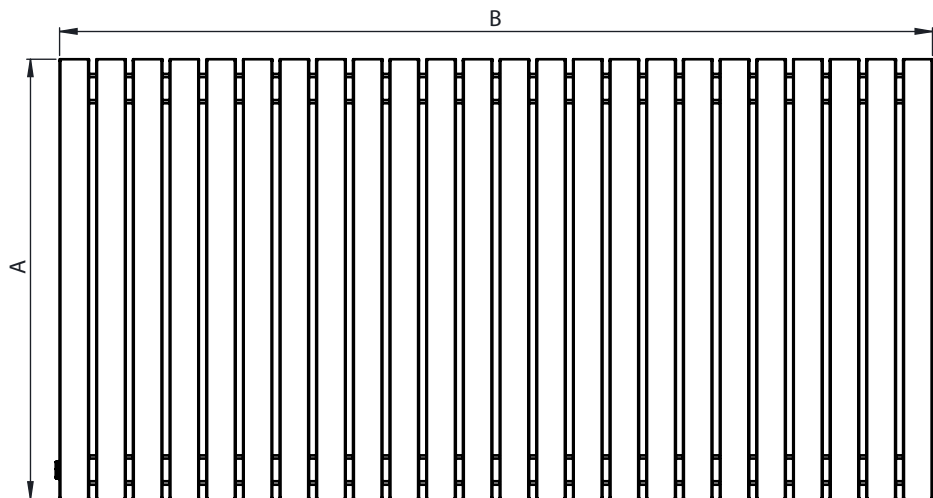


| MODEL NAME | A HEIGHT mm | B LENGTH mm | C PIPE CENTER mm | D VERTICAL BRACKET CENTERS mm | E HORIZONTAL BRACKET CENTERS mm | HEAT | HEAT |
|-----------------|-------------------|-------------------|------------------------|---|---|-----------------------------------|------------------------------------|
| | | | | | | OUTPUTS (BTU) Delta T:50 °C | OUTPUTS (WATT) Delta T:50 °C |
| Proton L8-7660 | 760 | 390 | 200 | 688 | 350 | 2661 | 779 |
| Proton L10-7660 | 760 | 490 | 300 | 688 | 450 | 3310 | 969 |
| Proton L12-7660 | 760 | 590 | 400 | 688 | 550 | 3959 | 1159 |
| Proton L14-7660 | 760 | 690 | 500 | 688 | 650 | 4608 | 1349 |
| Proton L16-7660 | 760 | 790 | 600 | 688 | 750 | 5257 | 1539 |
| Proton L20-7660 | 760 | 990 | 800 | 688 | 950 | 6555 | 1919 |
| Proton L24-7660 | 760 | 1190 | 1000 | 688 | 1150 | 7852 | 2299 |

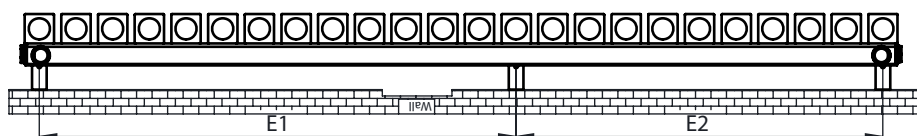
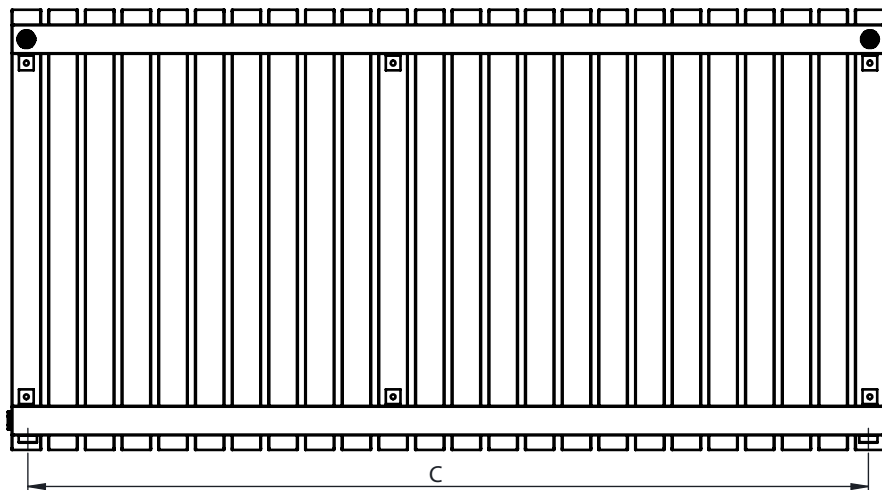



Bracket Assembly

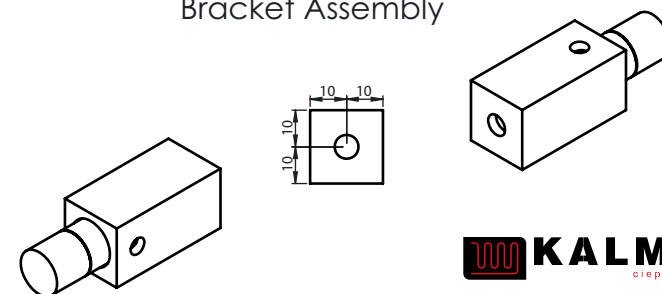




| MODEL NAME | HEIGHT mm | LENGTH mm | PIPE CENTER mm | VERTICAL BRACKET CENTERS mm | E1-E2 HORIZONTAL BRACKET CENTERS mm | HEAT OUTPUTS | HEAT OUTPUTS |
|-----------------|-----------|-----------|----------------|-----------------------------|-------------------------------------|-----------------------|-----------------------|
| | | | | | | (BTU) | (WATT) |
| Proton E24-6060 | 600 | 1190 | 1150 | 455 | 650-500 | Delta T:50 °C 7788 | Delta T:50 °C 2280 |
| Proton E28-6060 | 600 | 1390 | 1350 | 455 | 650-700 | 9085 | 2660 |
| Proton E32-6060 | 600 | 1590 | 1550 | 455 | 750-800 | 10383 | 3040 |
| Proton E36-6060 | 600 | 1790 | 1750 | 455 | 850-900 | 11681 | 3420 |

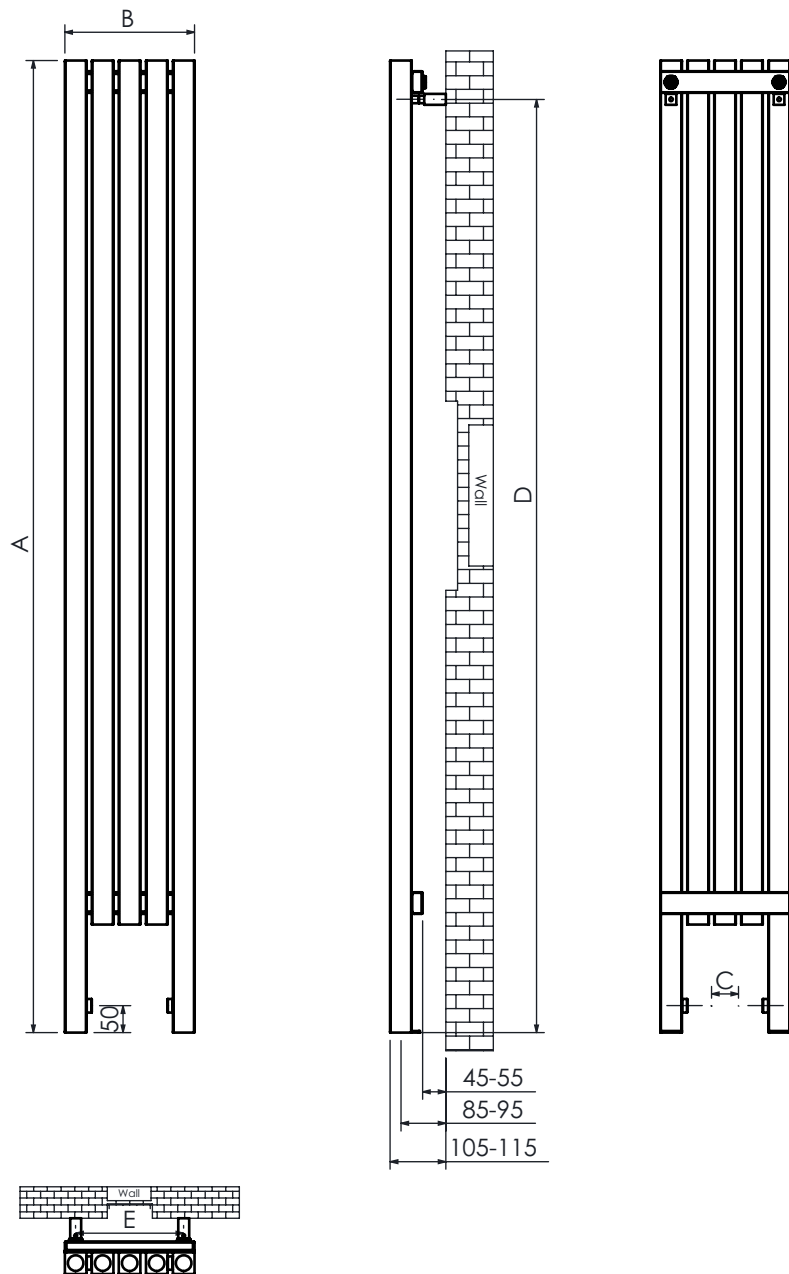


Bracket Assembly




Fitting Instruction-Proton LT

Code: 01.12.001-00.01



| MODEL NAME | A HEIGHT mm | B LENGTH mm | C PIPE CENTER mm | D VERTICAL BRACKET CENTERS mm | E HORIZONTAL BRACKET CENTERS mm | HEAT OUTPUTS (BTU) Delta T:50 °C | HEAT OUTPUTS (WATT) Delta T:50 °C |
|----------------------|-------------------|-------------------|------------------------|---|---|---|--|
| Proton LT7-150130 | 1500 | 340 | 150 | 1428 | 300 | 5127 | 1501 |
| Proton LT5-180160 | 1800 | 240 | 50 | 1728 | 200 | 4533 | 1327 |
| Proton LT6-180160 | 1800 | 290 | 100 | 1728 | 250 | 5393 | 1579 |
| Proton LT5-200180 | 2000 | 240 | 50 | 1928 | 200 | 5072 | 1485 |



Bracket Assembly

