

VACAT A

Height: 620

Width: 450

Depth: 120

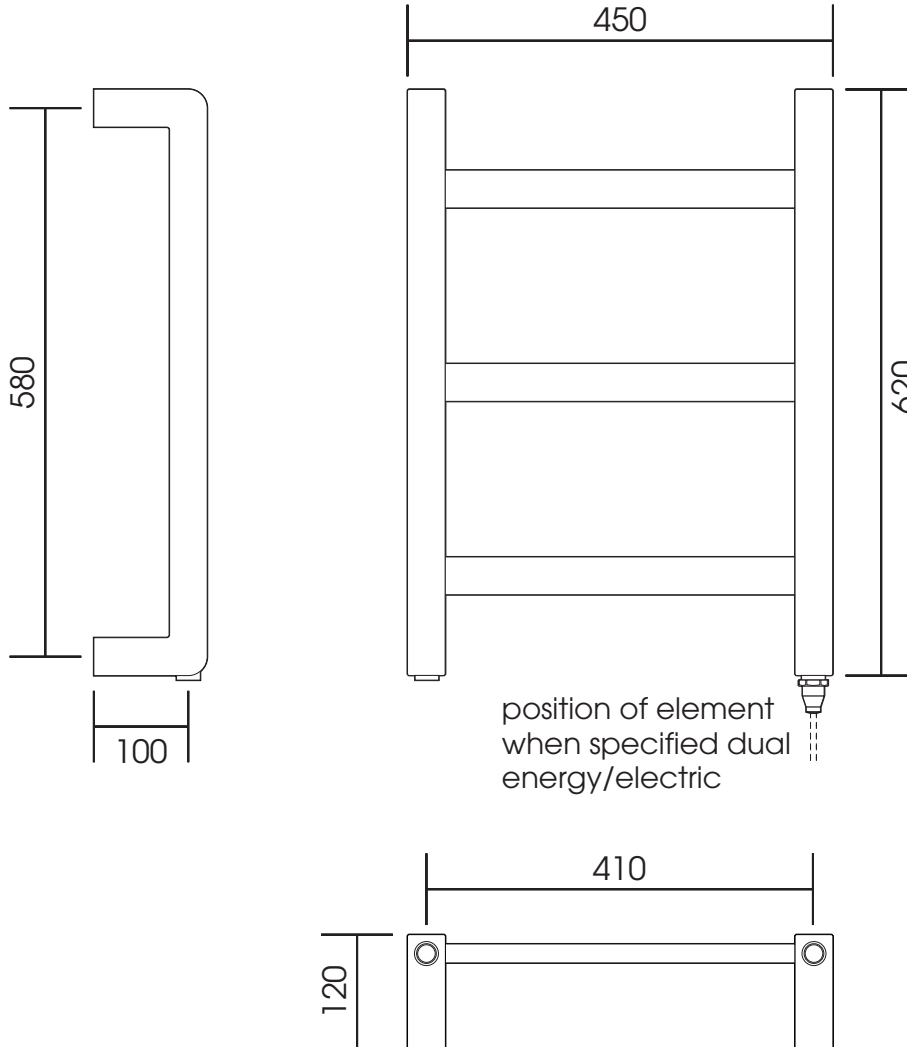
Tube: □ 40 + □ 40 x 20

Output @ 50°CΔT: 199 W

Electric element: 75 W

All dimensions in millimetres

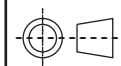
Manufactured from mild steel



KALMAR
ciepło na miarę

www.kalmar.waw.pl

We reserve the right to alter specifications without prior notice.
All measurements given are nominal dimensions only.



SCALE 1:8

VACAT B

Height: 1060

Width: 450

Depth: 120

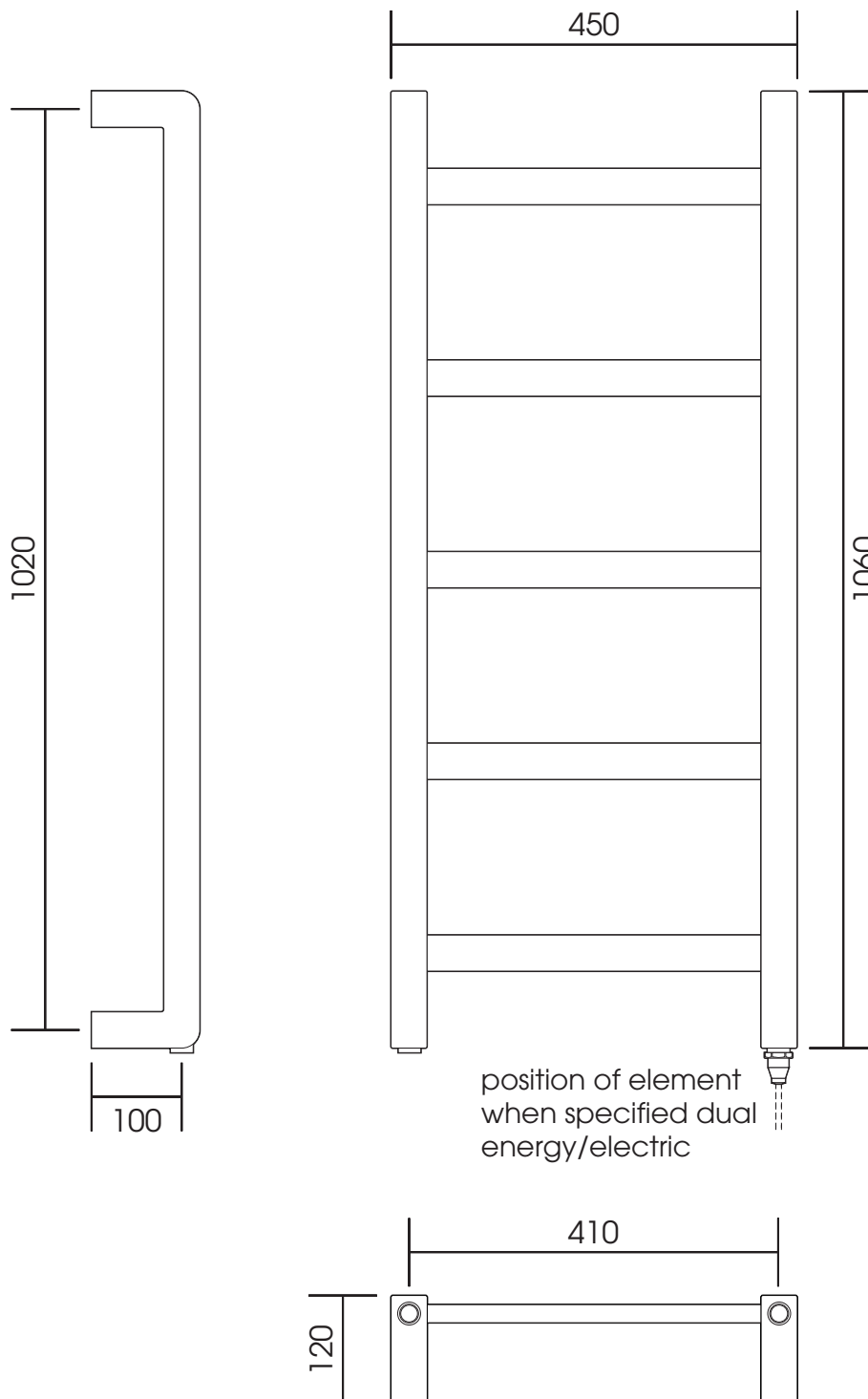
Tube: □ 40 + □ 40 x 20

Output @ 50°CΔT: 290 W

Electric element: 100 W

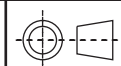
All dimensions in millimetres

Manufactured from mild steel



KALMAR
ciepło na miarę
www.kalmar.waw.pl

We reserve the right to alter specifications without prior notice.
All measurements given are nominal dimensions only.



SCALE 1:8

VACAT C

Height: 1500

Width: 450

Depth: 120


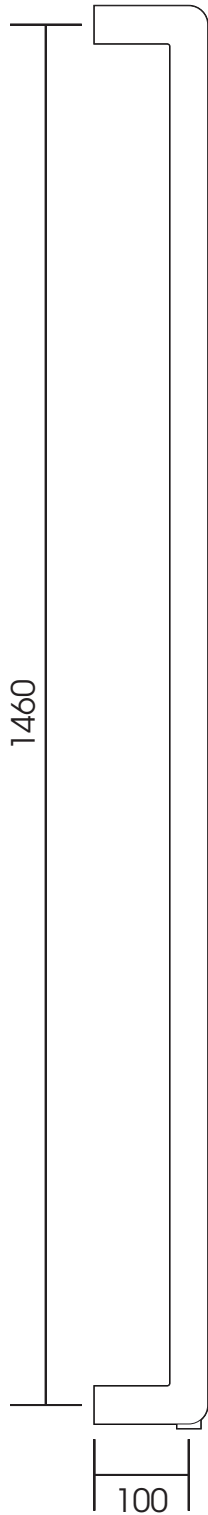
Tube: □ 40 + □ 40 x 20

Output @ 50°CΔT: 437 W

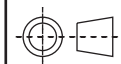
Electric element: 150 W

Manufactured from mild steel

All dimensions in millimetres



We reserve the right to alter specifications without prior notice.
All measurements given are nominal dimensions only.



SCALE 1:8